



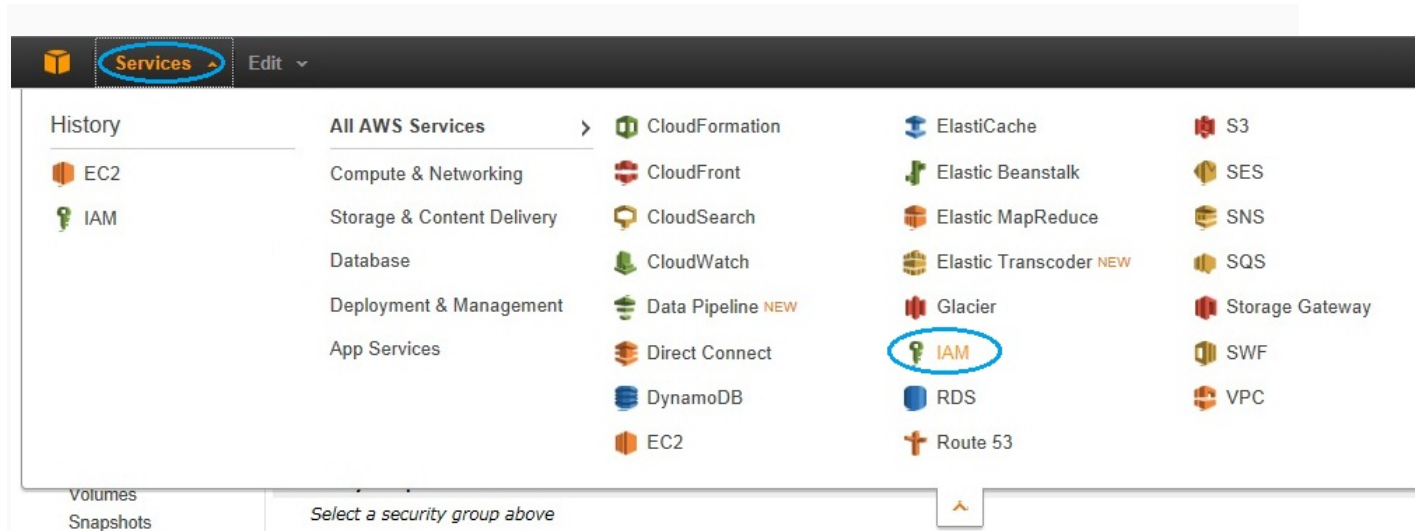
## Create AWS "Read Only" Credentials



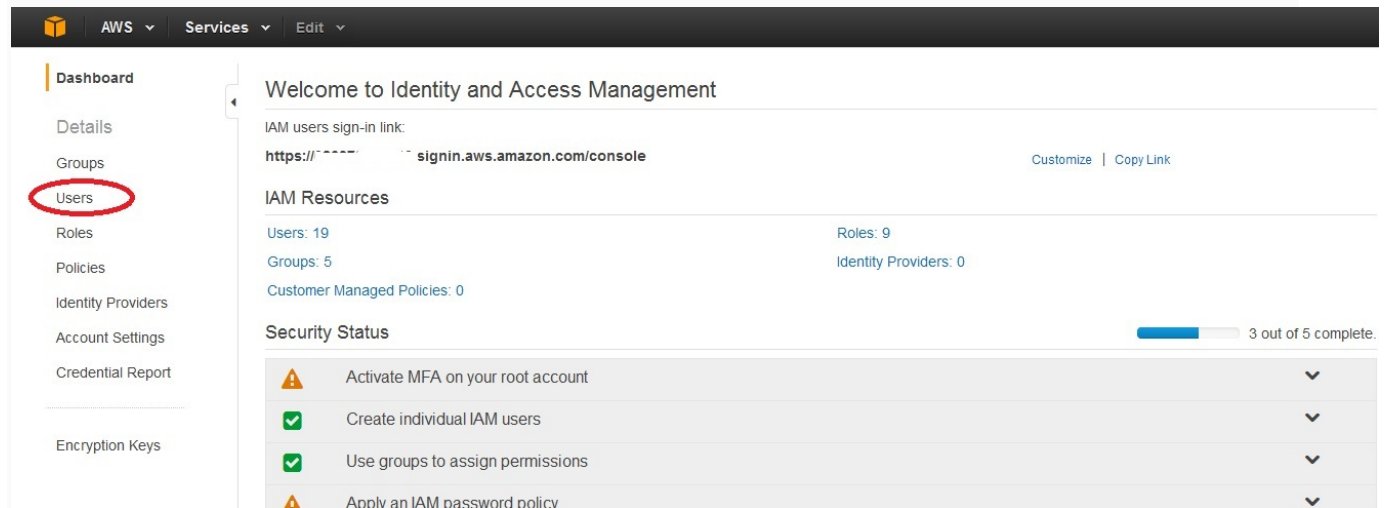
- Sign-in into your Amazon AWS Management Console by right clicking [here](#)



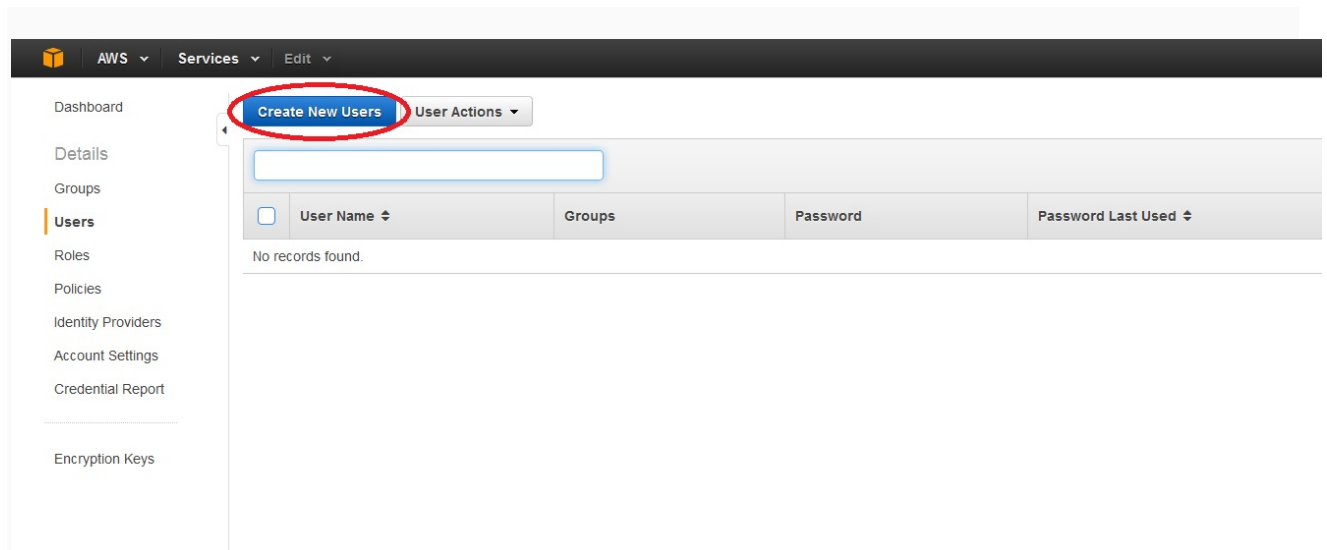
- Click on **IAM** link.



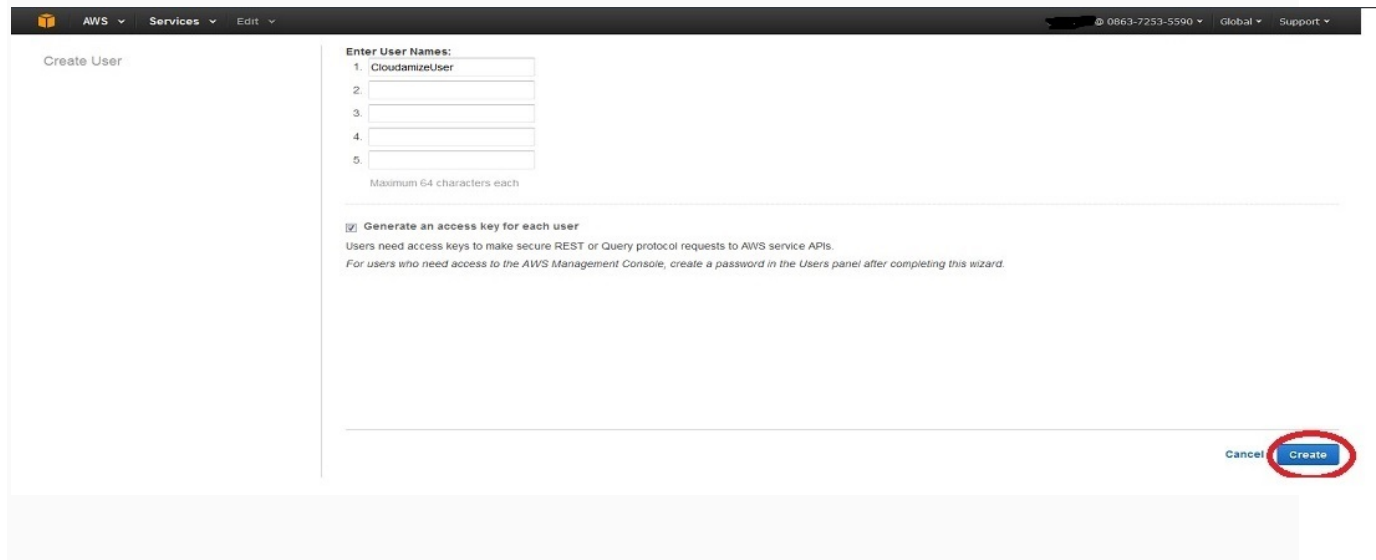
- In the left Navigation pane, select **Users**.



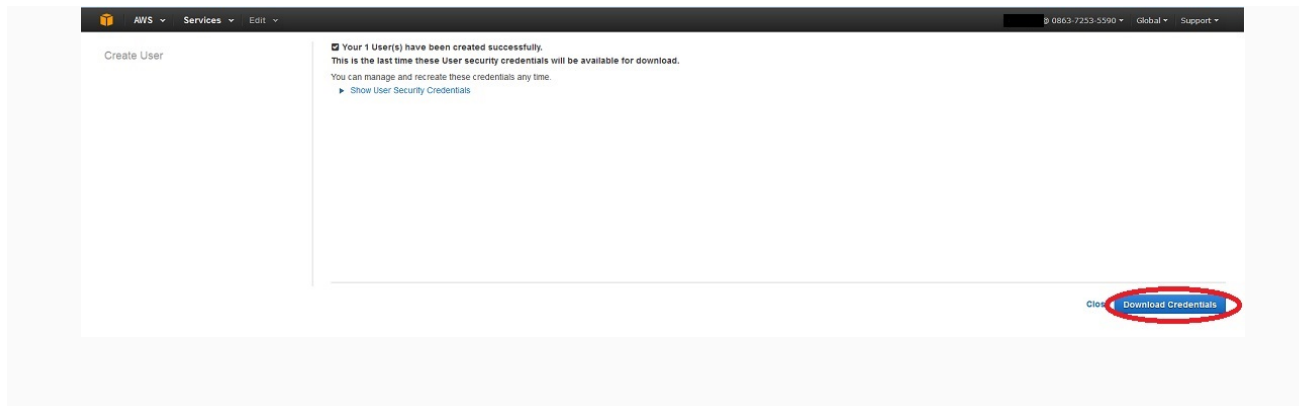
- Click **Create New Users**.



- Fill in the name of the user "**CloudamizeUser**". Make sure that the "Generate an access key" checkbox is selected. Click **Create**.



- You will receive a message that the user have been created successfully. Click on the **“Download Credentials”** button in the lower-right-hand corner of the message and save the CSV file on your disk. You will need these credentials when you set up your Cloudamize account.



- Close the window after the file is saved.
- Select your user and click **Attach User Policy**.

Dashboard

Details

Groups

**Users**

Roles

Policies

Identity Providers

Account Settings

Credential Report

Encryption Keys

IAM > Users > cloudamizeuser

Summary

User ARN: arn:aws:iam::-:user/cloudamizeuser

Has Password: No

Groups (for this user): 0

Path: /

Creation Time: 2013-02-09 00:04 UTC+0530

Groups

This user does not belong to any groups.

Add User to Groups

Permissions

Managed Policies

There are no managed policies attached to this user.

Attach Policy

Inline Policies

- In the "Apply Policy" window select **Read Only Access** and Click **Apply Policy**.

Attach Policy

Attach Policy

Select one or more policies to attach. Each user can have up to 10 policies attached.

Filter: Policy Type readonlyaccess Showing 40 results

	Policy Name	Attached Entities	Creation Time	Edited Time
<input type="checkbox"/>	AWSCloudFormationReadOnlyAccess	0	2015-02-07 00:09 UTC+0530	2015-02-07 00:09 UTC+0530
<input type="checkbox"/>	AWSCloudHSMReadOnlyAccess	0	2015-02-07 00:09 UTC+0530	2015-02-07 00:09 UTC+0530
<input type="checkbox"/>	AWSCloudTrailReadOnlyAccess	0	2015-02-07 00:09 UTC+0530	2015-03-13 01:46 UTC+0530
<input type="checkbox"/>	AWSCodeDeployReadOnlyAccess	0	2015-05-19 23:51 UTC+0530	2015-05-19 23:51 UTC+0530
<input type="checkbox"/>	AWSCodePipelineReadOnlyAccess	0	2015-07-09 22:13 UTC+0530	2015-07-10 03:32 UTC+0530
<input type="checkbox"/>	AWSDirectConnectReadOnlyAccess	0	2015-02-07 00:10 UTC+0530	2015-02-07 00:10 UTC+0530
<input type="checkbox"/>	AWSDirectoryServiceReadOnlyAccess	0	2015-02-07 00:11 UTC+0530	2015-02-07 00:11 UTC+0530
<input type="checkbox"/>	AWSElasticBeanstalkReadOnlyAccess	0	2015-02-07 00:10 UTC+0530	2015-02-07 00:10 UTC+0530
<input type="checkbox"/>	AWSImportExportReadOnlyAccess	0	2015-02-07 00:10 UTC+0530	2015-02-07 00:10 UTC+0530
<input type="checkbox"/>	AWSLambdaReadOnlyAccess	0	2015-02-07 00:10 UTC+0530	2015-04-09 21:29 UTC+0530
<input type="checkbox"/>	AWSStorageGatewayReadOnlyAccess	0	2015-02-07 00:11 UTC+0530	2015-02-07 00:11 UTC+0530
<input type="checkbox"/>	CloudFrontReadOnlyAccess	0	2015-02-07 00:09 UTC+0530	2015-05-04 23:28 UTC+0530
<input type="checkbox"/>	CloudSearchReadOnlyAccess	0	2015-02-07 00:09 UTC+0530	2015-02-07 00:09 UTC+0530
<input type="checkbox"/>	CloudWatchLogsReadOnlyAccess	0	2015-02-07 00:10 UTC+0530	2015-02-07 00:10 UTC+0530
<input type="checkbox"/>	CloudWatchReadOnlyAccess	0	2015-02-07 00:10 UTC+0530	2015-02-07 00:10 UTC+0530
<input type="checkbox"/>	IAMReadOnlyAccess	0	2015-02-07 00:10 UTC+0530	2015-04-21 21:33 UTC+0530
<input checked="" type="checkbox"/>	ReadOnlyAccess	0	2015-02-07 00:09 UTC+0530	2015-06-16 03:46 UTC+0530
<input type="checkbox"/>	ResourceGroupsandTagEditorReadOnlyAccess	0	2015-02-07 00:09 UTC+0530	2015-02-07 00:09 UTC+0530

Cancel Attach Policy

- To know more about IAM on Amazon AWS click [here](#).

